© Martin Peters Associates

1. ALL DIMENSIONS IN MILLIMETERS (mm) UNLESS NOTED OTHERWISE.
2. HYDRANT CHAMBERS SHALL BE COVERED WITH APPROVED HEAVY DUTY METAL COVERS TO IS 261 OR BS 5834 COVER AND FRAME SHALL BE SUITABLE FOR ROAD AND TRAFFIC CONDITIONS AND IS SUBJECT TO REVIEW BY IRISH WATER.
3. ALL HYDRANTS, SURFACE BOX FRAMES & COVERS SHALL COMPLY WITH THE RELEVANT PROVISIONS OF IS EN 14339, IS EN 1074-6 & BS 750. FIRE HYDRANTS SHALL BE TYPE 2. THE HYDRANT INLET SHALL BE 80mm DIAMETER WITH PN16.
4. ALL HYDRANTS SHALL BE CLOCKWISE CLOSING.
5. HYDRANT CHAMBER TO BE CONSTRUCTED OF PRECAST CONCRETE UNITS OR HIGH DENSITY BLOCKWORK. ALTERNATIVELY PROPRIETARY PREFABRICATED CHAMBER UNITS MAY ALSO BE USED, SUBJECT TO REVIEW BY IRISH WATER. ROOF SLABS SHALL BE DESIGNED TO CARRY ALL LIVE LOADS & DEAD LOADS, & CONSIST OF A REINFORCED CONCRETE SLAB OF IN-SITU CONCRETE, GRADE C30/37, WITH A MINIMUM THICKNESS OF 150mm. ALTERNATIVELY, PRE-CAST CONCRETE ROOFS MAY BE USED, SUBJECT TO IRISH WATER REVIEW, & COMPLIANCE WITH IS EN 1917 & IS 420. PCC CHAMBER RISER UNITS SHOULD BE INTERLOCKING WHEN STACKED TO PREVENT LATERAL MOVEMENT OF INDIVIDUAL UNITS.
6. CONCRETE CHAMBERS SHALL BE SURROUNDED BY A MINIMUM OF 150mm COMPACTED CLAUSE 808 MATERIAL AS PER STD-W-13.
7. DUCTILE IRON PIPES AND FITTINGS TO BE IN ACCORDANCE WITH IS EN 545. PE PIPES AND FITTINGS TO BE IN ACCORDANCE WITH IS EN 12201:2011.
8. 200mm ALL AROUND, 100mm DEEP CONCRETE PLINTH AROUND COVERS IN GREEN AREAS.
9. THRUST BLOCKS (NOT SHOWN ON DRAWING), TO BE PROVIDED AS PER STANDARD DRAWING STD-W-28 AT ALL TEES, BENDS, TAPERS, DEAD ENDS AND PIPES AT STEEP SLOPES.
10. ANTI CORROSION TAPE TO BE PROVIDED AROUND BURIED FLANGES.
11. ALL CONCRETE TO BE IN ACCORDANCE WITH IS EN 206.
12. ANY SPECIAL ROAD REINSTATEMENT AROUND COVER & FRAME SHALL BE TO ROAD AUTHORITY'S REQUIREMENTS.
13. NEW ROAD CONSTRUCTION & SURFACE FINISH TO BE TO ROAD AUTHORITY REQUIREMENTS.
14. EXISTING ROAD REINSTATEMENT TO COMPLY WITH CURRENT VERSION OF "GUIDELINES FOR MANAGING OPENINGS IN PUBLIC ROADS" BY THE DEPT. OF TRANSPORT, TOURISM & SPORT, OR TRANSPORT INFRASTRUCTURE IRELAND REQUIREMENTS.
15. THE FIRE HYDRANT OUTLET TYPE SHALL BE IN ACCORDANCE WITH THE REQUIREMENTS OF THE FIRE OFFICER FOR THE AREA AND SHALL BE AGREED PRIOR TO THE COMMENCEMENT OF WORKS.
16. THE HYDRANT SHALL BE DOUBLE FLANGED DRILLED TO PN 16. THEY SHALL COMPLY WITH IS EN 14339, IS EN 1074 PART 6 AND BS 750: 2012. THE HYDRANT SHALL INCORPORATE A SCREW DOWN GATE VALVE, UNDERGROUND "GUIDE TO HEAD" TYPE WITH A FALSE SPINDLE CAP. THE OUTLET SHALL BE IN ACCORDANCE WITH ITEM 15 ABOVE.
17. 450 x 600mm INTERNAL DIMENSION CHAMBERS MAY BE PROVIDED SUBJECT TO REVIEW BY IW. SUCH CHAMBERS SHALL BE PROVIDED WITH GRADE "A" HEAVY DUTY COVER & FRAME & STAMPED "SV".

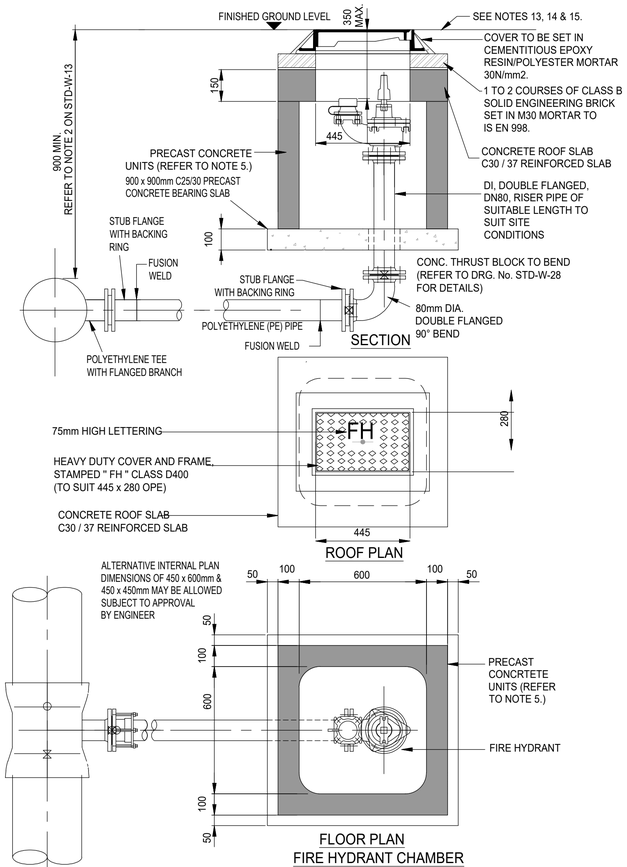

IRISH WATER DETAIL STD-W-19
OFF LINE HYDRANT FOR POLYETHYLENE (P.E.) PIPE

SCALE: NTS

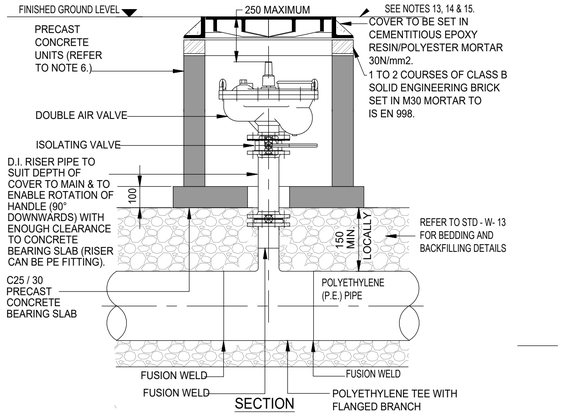

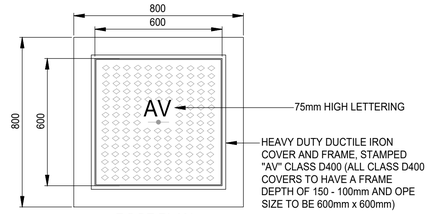

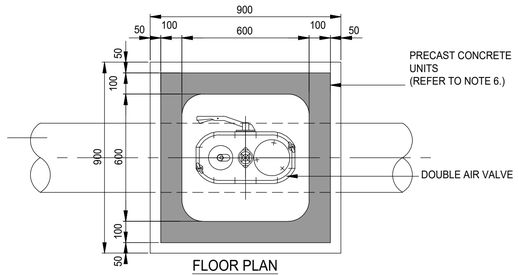

DOUBLE AIR VALVE
(PRECAST CONCRETE CONSTRUCTION)

DIAMETER OF MAIN	UP TO 250 (mm)	250 TO 350 (mm)
DIAMETER OF BRANCH	80mm	100mm
BORE OF VALVE INLET	80mm	100mm

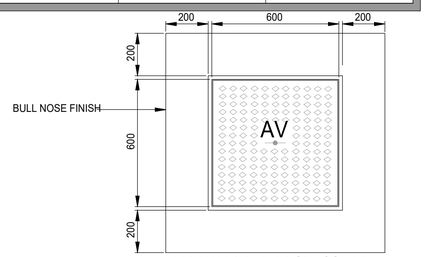

IRISH WATER DETAIL STD-W-22
ON LINE AIR VALVE FOR POLYETHYLENE (P.E.) PIPE

SCALE: NTS

A1

GENERAL NOTES:-

1. THIS DRAWING TO BE READ IN CONJUNCTION WITH ALL RELEVANT ARCHITECTS & ENGINEERS DRAWINGS & SPECIFICATIONS.
2. DO NOT SCALE. USE FIGURED DIMENSIONS ONLY.
3. THE CONTRACTOR SHALL VERIFY ALL DIMENSIONS & ELEVATIONS WITH ARCHITECTURAL DRAWINGS PRIOR TO START OF CONSTRUCTION. ALL DISCREPANCIES TO BE NOTIFIED, IN WRITING TO ENGINEERS & ARCHITECTS FOR RESOLUTION.
4. ALL DIMENSIONS ON DRAWINGS ARE IN MILLIMETRES UNLESS OTHERWISE NOTED.
5. FOR DETAILS AND SETTING OUT OF RWP, SVP, WVP & ALL OPENINGS SEE THE RELEVANT ARCHITECTS DRAWINGS.
6. FOR RADON BARRIER, D.P.C. & INSULATION DETAILS REFER TO ARCHITECTS DRAWINGS

NOTE:
DETAILS PROVIDED ARE IN ACCORDANCE WITH IRISH WATER DOCUMENT "WATER INFRASTRUCTURE STANDARD DETAILS, CONNECTIONS AND DEVELOPER SERVICES", CONSTRUCTION REQUIREMENTS FOR SELF LAY DEVELOPMENTS JULY 2020 (REVISION 04) DOCUMENT NUMBER IW-CDS-5020-01

NOTE:
ALL WORKS SHALL BE DESIGNED AND CONSTRUCTED IN ACCORDANCE WITH THE IRISH WATER CODE OF PRACTICE DOCUMENT IW-CDS-5020-03 AND THE IRISH WATER STANDARD DETAILS IW-CDS-5020-01

NOTE:
THIS DOCUMENT IS LIABLE TO CHANGE, IT IS THE CONTRACTORS RESPONSIBILITY TO ENSURE THAT THE DETAILS USED ON SITE ARE IN ACCORDANCE WITH THE MOST RECENT REVISION OF THE IRISH WATER STANDARDS.

ALL SETTING OUT DIMENSIONS TO BE CHECKED AGAINST ARCHITECTS DRAWINGS. ARCHITECTS DRAWINGS TO TAKE PRECEDENCE.

Issue Register

No.	Date	Description	Drawn	Checked	Approved
--	--	--	--	--	--
--	--	--	--	--	--
--	--	--	--	--	--
--	--	--	--	--	--
--	--	--	--	--	--
--	--	--	--	--	--
--	--	--	--	--	--
--	--	--	--	--	--
--	--	--	--	--	--
--	--	--	--	--	--
00	06/11/26	P8 - TENDER	MT	CQ	MJP

Client:
WATERFORD & WEXFORD EDUCATION AND TRAINING BOARD
-

Project:
PROPOSED CARPARK UPGRADES & ALTERATIONS
WATERFORD TRAINING CENTRE

Drawing Title:
PROPOSED WATERMAIN DETAILS
SHEET 2

Project:	Originator:	Phase:	Element:	Spatial Zone:	Level:	Type:	Role:	Number:
261049	MPA	X	X	X	XXX	DR	CE	0303

Drawn:	Checked:	Date:	Scale:	Purpose:	Revision:
NT	EJQ	28/08/26	NTS	P8 - TENDER	00

Martin Peters Associates
Consulting Engineers
Ormonde Road, Kilkenny, R95 AHX8 | T: +353 56 7702761 | E: info@mpa.ie | W: www.mpa.ie
ISO 9001 QUALITY MANAGEMENT